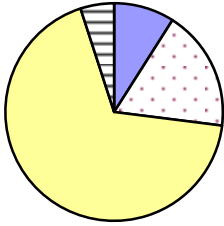
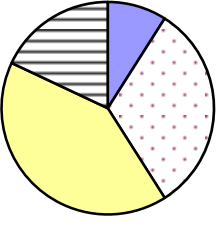
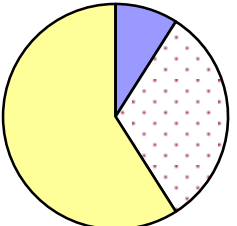


Number of Grade 4 students based on February enrolment (may vary from the numbers shown below): 22

Reading	Performance Level Unknown		Not Yet Meeting		Meeting		Exceeding	
	#	%	#	%	#	%	#	%
								
All Students	2	9	4	18	15	68	1	5
Male	2	20	1	10	7	70	0	0
Female	0	0	3	25	8	67	1	8
Aboriginal	Msk	Msk	Msk	Msk	Msk	Msk	Msk	Msk
ESL	Msk	Msk	Msk	Msk	Msk	Msk	Msk	Msk
Special Needs*	Msk	Msk	Msk	Msk	Msk	Msk	Msk	Msk

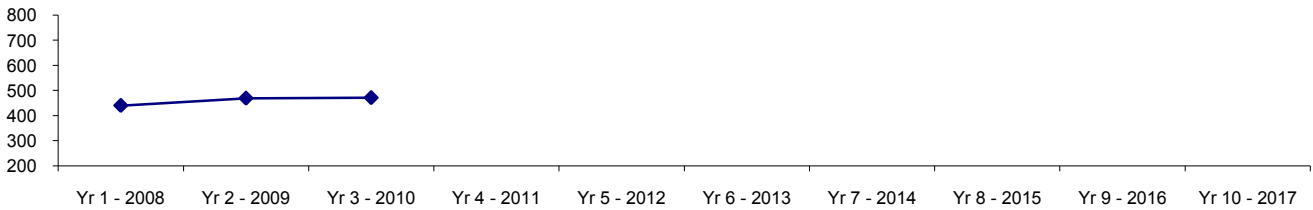
Writing	Performance Level Unknown		Not Yet Meeting		Meeting		Exceeding	
	#	%	#	%	#	%	#	%
								
All Students	2	9	7	32	9	41	4	18
Male	2	20	5	50	2	20	1	10
Female	0	0	2	17	7	58	3	25
Aboriginal	Msk	Msk	Msk	Msk	Msk	Msk	Msk	Msk
ESL	Msk	Msk	Msk	Msk	Msk	Msk	Msk	Msk
Special Needs*	Msk	Msk	Msk	Msk	Msk	Msk	Msk	Msk

Numeracy	Performance Level Unknown		Not Yet Meeting		Meeting		Exceeding	
	#	%	#	%	#	%	#	%
								
All Students	2	9	7	32	13	59	0	0
Male	2	20	3	30	5	50	0	0
Female	0	0	4	33	8	67	0	0
Aboriginal	Msk	Msk	Msk	Msk	Msk	Msk	Msk	Msk
ESL	Msk	Msk	Msk	Msk	Msk	Msk	Msk	Msk
Special Needs*	Msk	Msk	Msk	Msk	Msk	Msk	Msk	Msk

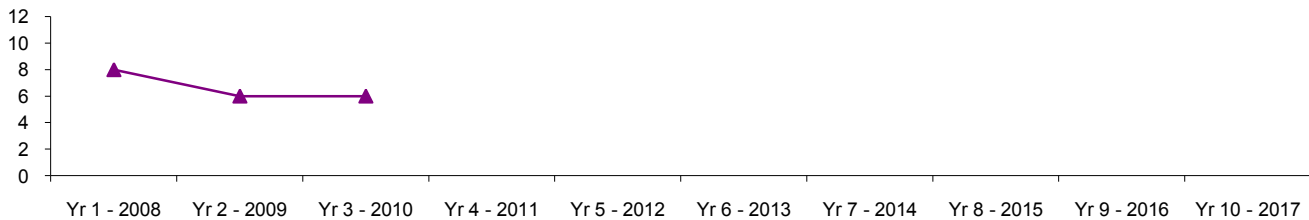
Performance Level Unknown
 Not Yet Meeting
 Meeting
 Exceeding

Note: Special Needs includes Sensory Disabilities, Learning Disabilities and Behaviour Disabilities.

Average FSA Scaled Score - Grade 4 Reading



Average FSA Score - Grade 4 Writing



Average FSA Scaled Score - Grade 4 Numeracy



Your school's FSA Grade 4 Reading results have been aligned with the most recent Progress in International Reading Literacy Study (PIRLS). Your school performed at or above the International Benchmark. More information about PIRLS is available at www.bced.gov.bc.ca/assessment/nat_int_assess.htm

